

# Measurement of Radiation Doses around the Major Ports in The Kanto Region



Ibaraki Prefecture (Radiological information in port )  
<http://www.pref.ibaraki.jp/juyojocho/index.html>

Chiba Prefecture (Radiological information in port )  
<http://www.pref.chiba.lg.jp/kouwan/houshasen/h23sokuteikekka.html>

Tokyo (Radiological information in port )  
[http://www.kouwan.metro.tokyo.jp/jishin\\_kouwankyoku\\_oshirase/](http://www.kouwan.metro.tokyo.jp/jishin_kouwankyoku_oshirase/)

Yokohama City (Radiological information in port )  
<https://www.city.yokohama.lg.jp/city-info/yokohamashi/yokohamako/kkihon/kikikanri/sokuteijoukyou.html>

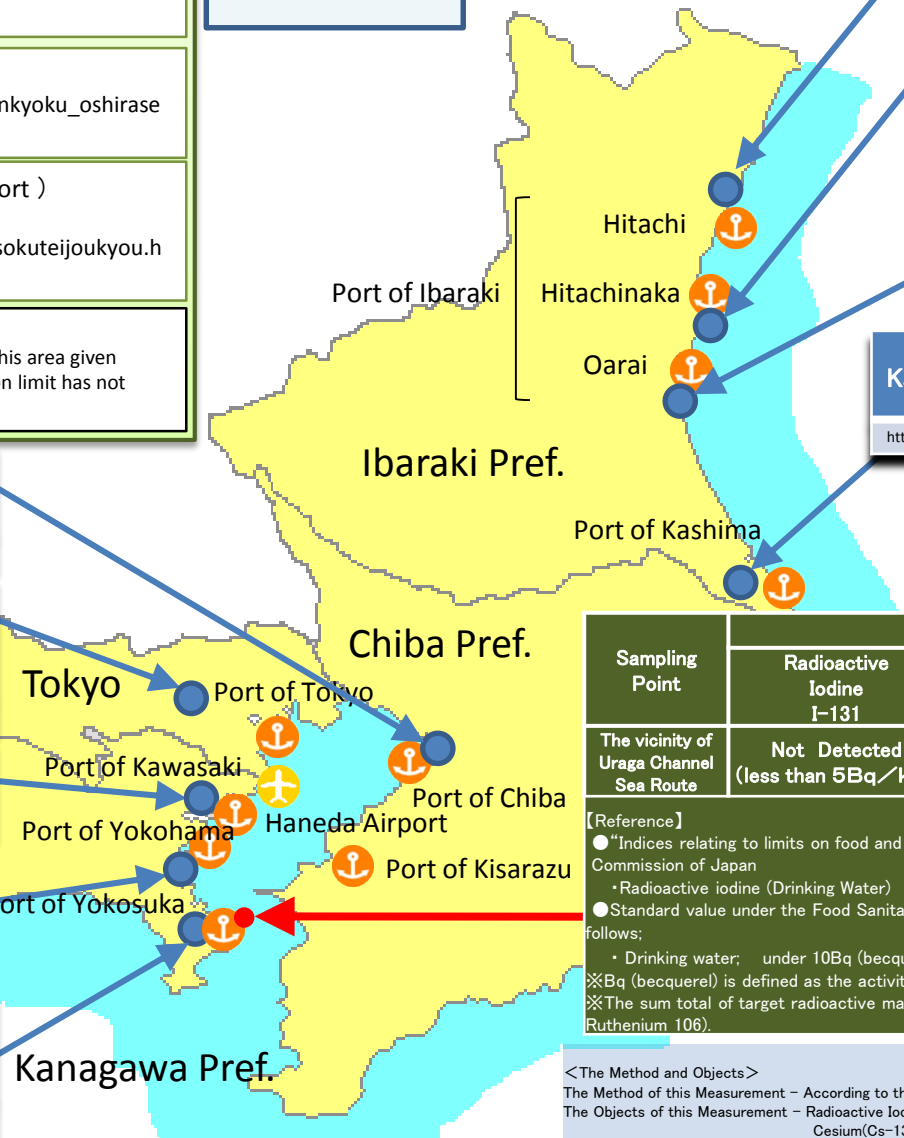
**【Notice】**  
 Kawasaki City has been ceasing to measure radiation in this area given the fact that any values exceeding the minimum detection limit has not detected since first beginning measurement operations.

 PORT  
 AIRPORT

1nGy/h is converted into 1nSv/h on the homepage of The Tokyo Electric Power Company, Incorporated.  
 1nSv/h=0.001μSv/h

Kuji	<b>0.051μSv/h</b> may. 22. 2019 11:00
<a href="http://www.houshasen-pref-ibaraki.jp/">http://www.houshasen-pref-ibaraki.jp/</a>	
Ajigaura	<b>0.054μSv/h</b> may. 22. 2019 11:00
<a href="http://www.houshasen-pref-ibaraki.jp/">http://www.houshasen-pref-ibaraki.jp/</a>	
Oarai	<b>0.045μSv/h</b> may. 22. 2019 11:00
<a href="http://www.houshasen-pref-ibaraki.jp/">http://www.houshasen-pref-ibaraki.jp/</a>	
Kamisu City	<b>0.052μSv/h</b> may. 22. 2019 11:00
<a href="http://www.houshasen-pref-ibaraki.jp/">http://www.houshasen-pref-ibaraki.jp/</a>	

Ichihara City	<b>0.027μSv/h</b> may. 22. 2019 11:00
<a href="http://www.pref.chiba.lg.jp/">http://www.pref.chiba.lg.jp/</a>	
Shinjuku Ward	<b>0.037μGy/h</b> may. 22. 2019 11:01-12:00 Average
<a href="http://www.tokyo-eiken.go.jp/">http://www.tokyo-eiken.go.jp/</a>	
Kawasaki Ward	Temporary measurement suspend
Yokohama City	<b>0.029μGy/h</b> may. 22. 2019 11:00
<a href="http://www.city.yokohama.lg.jp/kankyo">http://www.city.yokohama.lg.jp/kankyo</a>	
Yokosuka City	<b>0.031μSv/h</b> may. 22. 2019 11:00
<a href="http://www.atom.pref.kanagawa.jp/">http://www.atom.pref.kanagawa.jp/</a>	



Sampling Point	may. 22. 2019 (11:12)		
	Radioactive Iodine I-131	Radioactive Cesium Cs-134	Radioactive Cesium Cs-137
The vicinity of Uraga Channel Sea Route	Not Detected (less than 5Bq/kg)	Not Detected (less than 5Bq/kg)	Not Detected (less than 5Bq/kg)

**【Reference】**

- “Indices relating to limits on food and drink ingestion” indicated by the Nuclear Safety Commission of Japan
  - Radioactive iodine (Drinking Water) 300Bq/kg
- Standard value under the Food Sanitation Act of Japan (enforced on May 1<sup>st</sup>, 2013) is shown as follows:
  - Drinking water; under 10Bq (becquerel) /1kg water
- ※Bq (becquerel) is defined as the activity of a quantity of radioactive material.
- ※The sum total of target radioactive materials (Cesium 134, Cesium 137, Strontium 90, Plutonium, Ruthenium 106).

<The Method and Objects>  
 The Method of this Measurement – According to the Manual by the Ministry of Health, Labour and Welfare (March 2002)  
 The Objects of this Measurement – Radioactive Iodine(I-131) and Radioactive Cesium(Cs-134, Cs-137)